

PN MULTICONTACT is a compact and reliable multipins connector for industrial purposes.

PN MULTICONTACT complies with the essential requirements of the following regulations (a):
European Low Voltage Directive and RoHS (affixing of CE marking), European REACH Regulation,
standards IEC/EN 61984, UL 1682 (USA), CSA C22.2 N° 182.1 (Canada).

PN MULTICONTACT is certified by the following certification bodies:
PN7C / PN12C: TR CU (Russia),
PN7C: UL (USA), CSA (Canada).



PN7C



PN12C

General information

	PN7C	PN12C
(b) I_n	25 A	16 A
(c) ΣI_n	≤ 130 A	≤ 110 A
U_{max} (V AC/V DC)	500/750	480/750
(d) Frequency (Hz)	≤ 500	≤ 500
(e; f) Number of contacts	7	12
(g) Number of keying positions	5	2
Connection (min - max): mm ²		
Flexible conductors (Cu): main contacts	1 - 4	1 - 2.5
Rigid/stranded conductors (Cu): main contacts	1 - 6	1 - 4
Tightening torque - main contacts	0.6 Nm	To crimp or to weld
Wiring lugs	Option	✓
Used as connector according to IEC/EN 61984: In	25 A	16 A
Metal enclosure : U_{max}	480 V AC	480 V AC
	600 V DC	750 V DC
Insulating enclosure : U_{max}	500 V AC	480 V AC
	750 V DC	750 V DC

Number of operations


Mechanical	5 000	5 000
------------	-------	-------

Thermal features

Temperature of use mini/maxi (°C)	-40/+60 °C	-40/+60 °C
Storage temperature mini/max: (°C)	-40/+80 °C	-40/+80 °C
Maximal temperature rise (Kmax)	45 K	38 K
Time constant (to reach 63 % of Kmax)	15 mn	15 mn

Mechanical features

(h) IP: connected device		
	Metal enclosure	IP66/IP67
	Insulating enclosure	IP66/IP67
(h) IP: lid/cap closed		
	Metal enclosure	IP66/IP67
	Insulating enclosure	IP66/IP67
(h) IP: socket-outlet with lid/cap opened		
	IP2X	IP2X
(i) IK		
	Metal enclosure	IK09
	Insulating enclosure	IK09
Retaining/releasing device	Rotation	Rotation

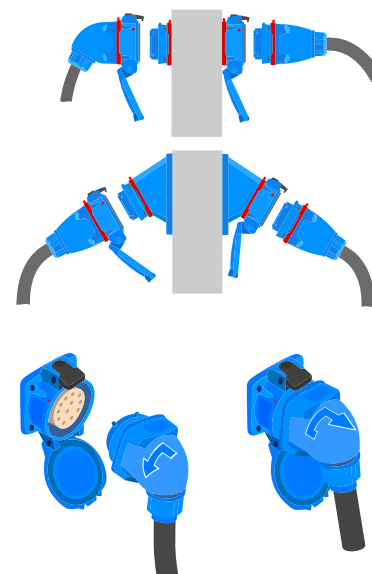


Contacts with silver nickel alloy tips (Ag/Ni : 85/15)

PN12C : Crimping contacts



V : isolated conductor
W : isolation sleeve on ferrule
X : socket-outlet contact



... **Mechanical features**

Casing	Metallic	Aluminium alloy	Aluminium alloy or stainless steel
(i)	Insulating	GRP (poly)	
Standard color		MARECHAL® Blue	
Other colors		On request	
Vibrations resistance			✓
Resistance to chemical agents			
	Metal enclosure	✓	✓
	Insulating enclosure	Contact us	
Protection against UV (according to UL 746C or equivalent)			
	Metal enclosure	NA	NA
	Insulating enclosure	f1	f1
Salt mist resistance			
	Metal enclosure	Contact us	
	Insulating enclosure	> 50 000 h	
Screws and bolts		Stainless steel	
Weight of inlet without accessory (≈)		0.2 kg	0.2 kg
Weight of socket-outlet without accessory (≈)		0.3 kg	0.3 kg

Main options

Socket-outlet opening up to 180°	✓	✓
Self-returning lid	IP40	IP40
Inlet cap	IP66/IP67	IP66/IP67
Locking / padlocking	✓	✓
Screw locking	✓	✓
(k) Electromagnetic compatibility (EMC)	✓	✓

Mounting accessories

Poly sleeve: angle (°)	30/70	30/70
Metal sleeve: angle (°)	0/30/45	0/30/45
Poly box: angle (°)	30	30
Poly box + poly sleeve: angle (°)	70	70
Metal box + poly sleeve: angle (°)	30	30
Metal box + metal sleeve: angle (°)	45	45
Poly straight handle with built-in cable gland: range take (mm)	5 - 21	5 - 21
Threaded poly straight handle	M20 - M32	M20 - M32
Threaded metal straight handle	M20 - M32	M20 - M32
Poly 60° handle with built-in cable gland: range take (mm)	9 - 18	9 - 18
Poly straight handle + separated poly cable gland: range take (mm)	5 - 25	5 - 25
Metal straight handle + separated metal cable gland: range take (mm)	7 - 24	7 - 24

Spare parts

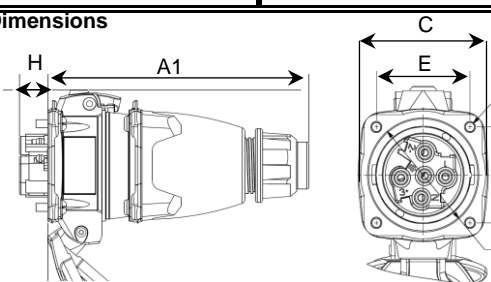
Inlet or socket-outlet interior moulding	✓	✓
(l) Inlet or socket-outlet contacts	✓	✓
Inlet or socket-outlet casing	✓	✓
Gaskets	✓	✓

Catalog: [Web link](#)

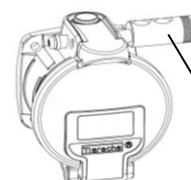
[Click !](#)

[Click !](#)

Dimensions

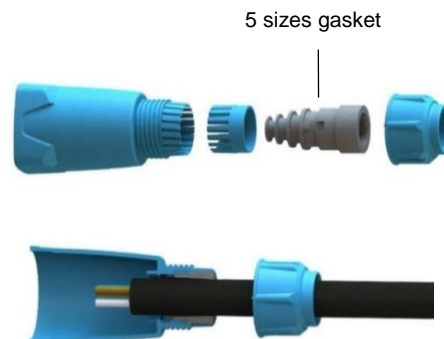


mm	PN7C / PN12C
A1	127
A2	117
C	61
E	42
H	14



Locking pin for 2 padlocks

Poly straight handle with built-in cable gland



- (a) European Regulation REACH: registration, evaluation, authorisation and restriction of chemicals
IEC/EN 61984 : "Connectors – Safety requirements and tests"
UL 1682 : "Plugs, Receptacles, and Cable Connectors of the Pin and Sleeve Type"
CSA C22.2 No 182,1-07 : "Plugs, Receptacles, and Cable Connectors of the Pin and Sleeve Type"
- (b) In : Rated current as defined by the manufacturer
(c) Σ In (A) : sum of current circulating in the contacts
(d) Other frequency: contact us
(e) Contacts with silver-nickel tips (Ag/Ni 85/15)
(f) The contacts can be used either for power or signal
(g) Number of voltage / frequency / grid, keying positions
(h) IP : Degrees of protection provided by enclosures (IEC/EN 60529)
(i) IK : Degrees of protection provided by enclosures against mechanical impacts (IEC/EN 62262)
(j) GRP : Glass-reinforced technical plastic
(k) Suitable for EMC environments: use of metallic housings and accessories, and cable gland with shielding recovery.
(l) Each PN12C is supplied with a bag of 13 contacts with insulation sleeve and ferrule